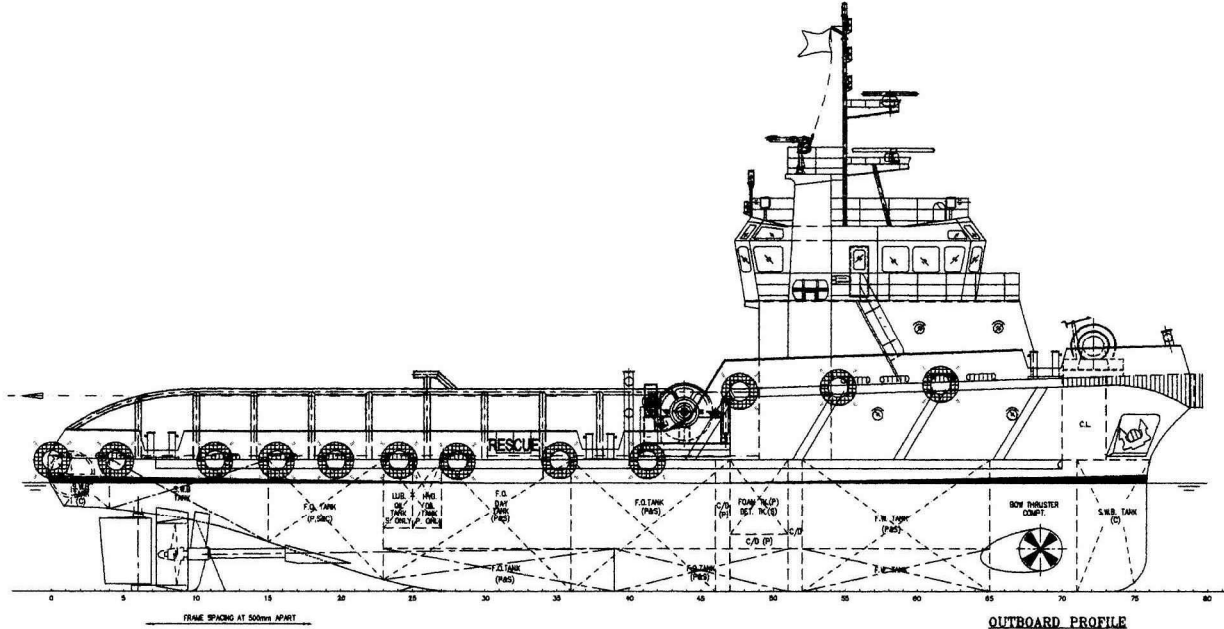
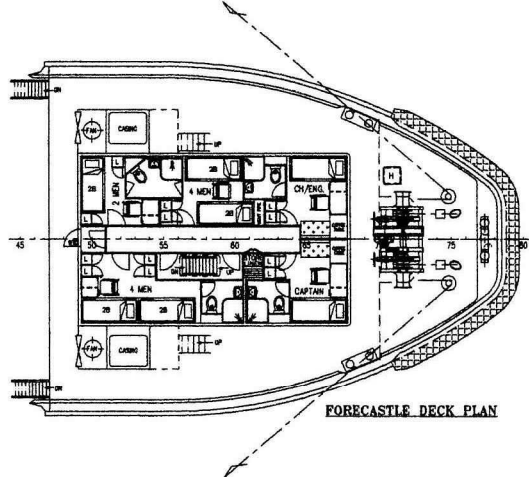


PRINCIPAL DIMENSIONS

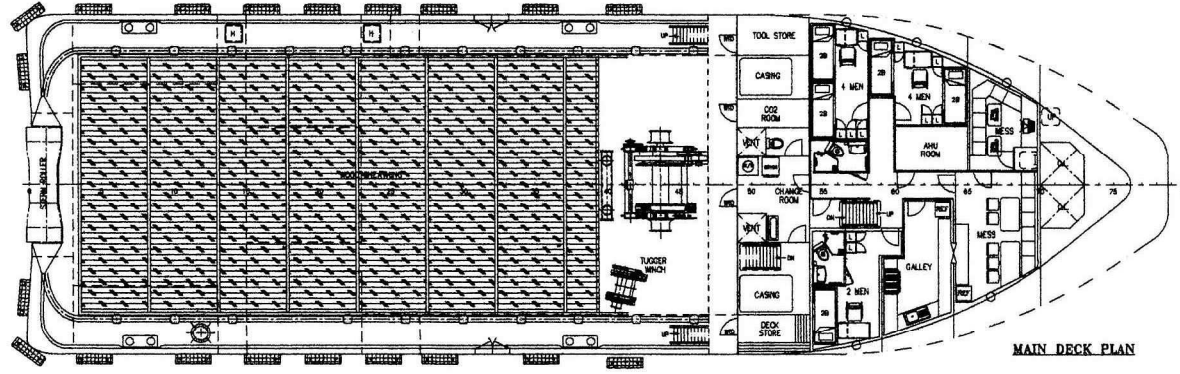
LENGTH OVERALL	40.00 M
LENGTH MOULDED	39.50 M
LENGTH WATERLINE	37.80 M
LENGTH B.P.	34.90 M
BREADTH MOULDED	11.80 M
DEPTH MOULDED	4.60 M
DESIGN DRAFT MOULDED	3.80 M
COMPLEMENT	
FUEL OIL	305.0 TONNES
FRESH WATER	170.0 TONNES
TOTAL POWER	2x1200 BHP
TRIAL SPEED	11.0 KNOTS
BOLLARD PULL (AHEAD)	28.0 TONNES



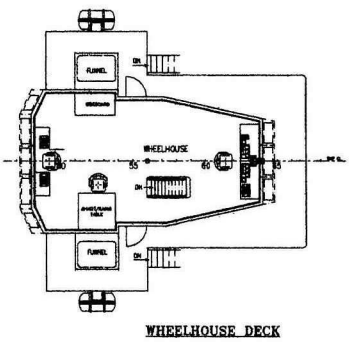
OUTBOARD PROFILE



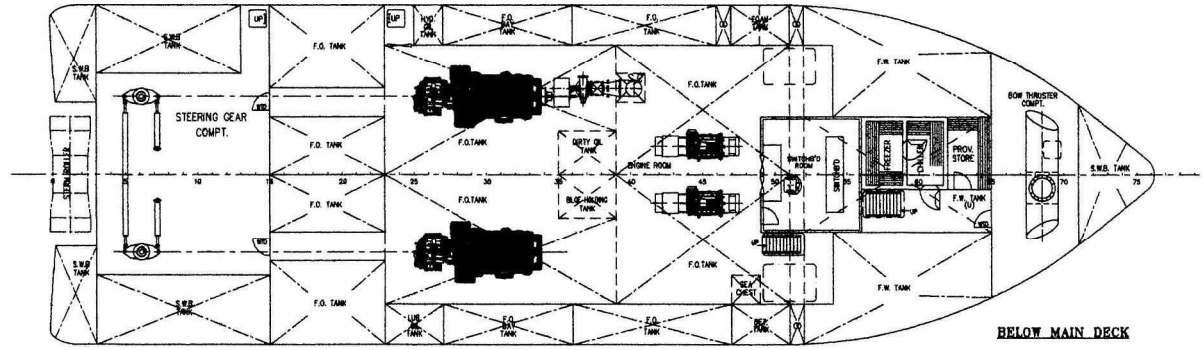
FORRECASTLE DECK PLAN



MAIN DECK PLAN



WHEELHOUSE DECK



BELOW MAIN DECK

ITEM	DETAILS OF MODIFICATION	BY	DATE
CONSULTANT			
PROJECT			
40m UTILITY SUPPORT VESSEL			
TITLE			
GENERAL ARRANGEMENT			
CLASSIFICATION		HULL NO.	
DRAWN	CHECKED	SCALE	DRAWING NUMBER
03-07-07		1:100	
			REV.