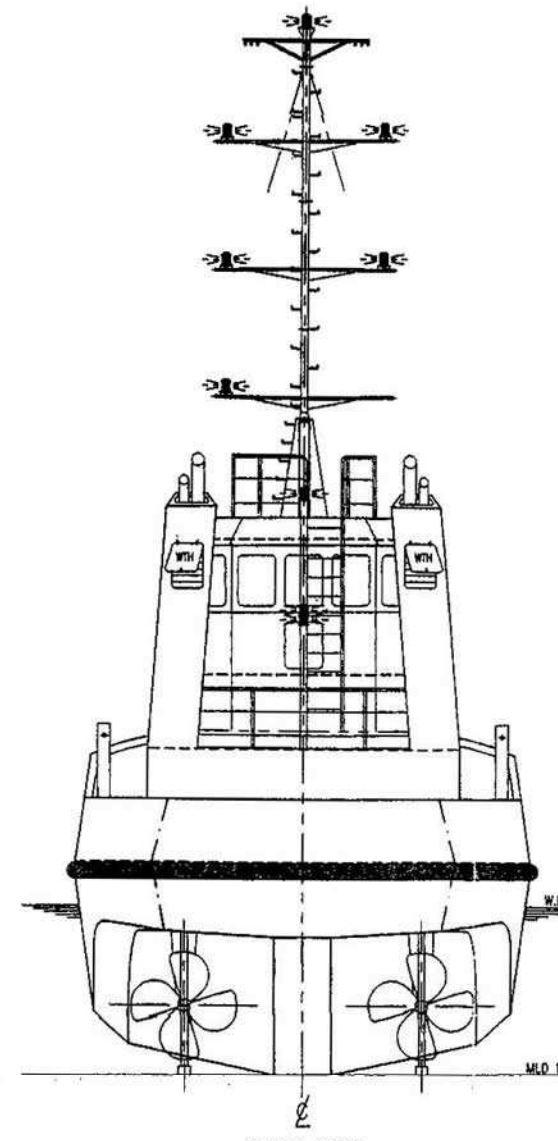


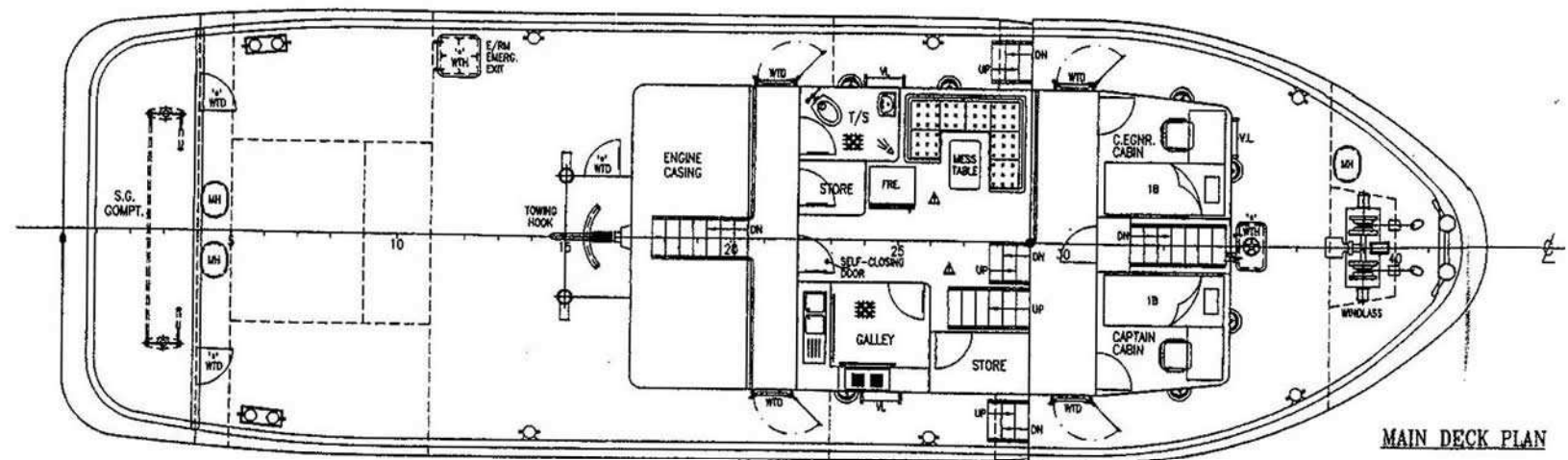
SIDE PROFILE



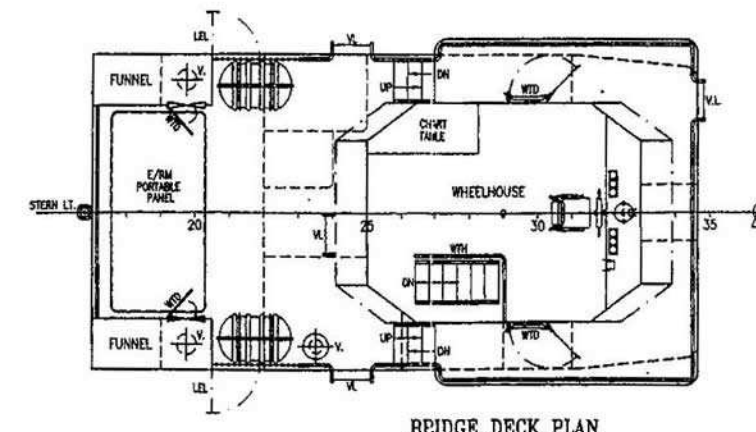
STERN VIEW

PRINCIPAL PARTICULARS

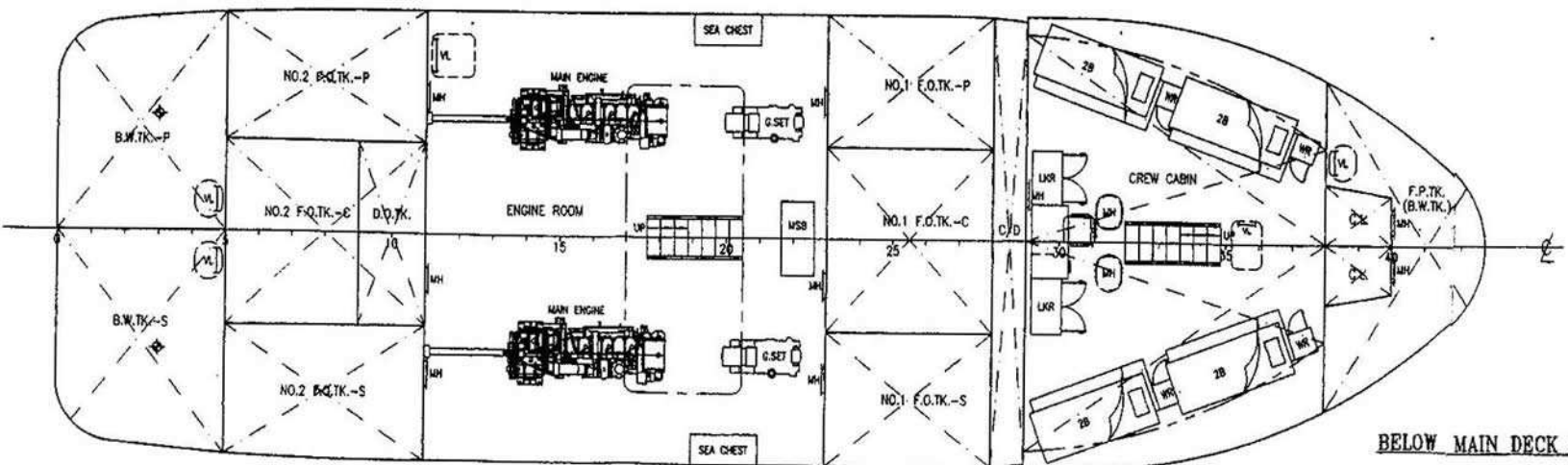
| | |
|-----------------------------------|-------------------------|
| L.O.A. | 23.500M (77.10FT) |
| L.B.P. | 21.322M (69.95FT) |
| BREADTH MOULDED | 7.315M (24.00FT) |
| DEPTH MOULDED | 3.200M (10.50FT) |
| DESIGN DRAFT | 2.700M (8.86FT) |
| (SUBJECT TO FREEBOARD ASSIGNMENT) | |
| COMPLEMENT | 10 MEN |
| SPEED | 10 KNOTS |
| F.O. CAPACITY | 80 TONS (APPROX.) |
| F.W. CAPACITY | 26 TONS (APPROX.) |
| MAIN ENGINE | CUMMINS KTA19-M3 |
| | 600HP@1800RPM x 2 UNITS |
| GEAR BOX | WAF364L, RATIO 6.048:1 |
| GENERATOR | 28KW x 2 UNITS |
| PORT OF REGISTRY | FUNAFUTI |
| FLAG | TUVALU |
| NAVIGATION AREA | UNRESTRICTED |



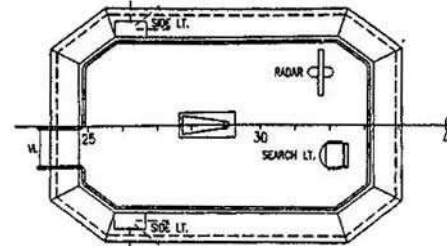
MAIN DECK PLAN



BRIDGE DECK PLAN



BELOW MAIN DECK PLAN



WHEELHOUSE TOP

NOTES:-

- (A) ▲ TOP OF F.O.T.K. TO BE COATED WITH INCOMBUSTIBLE COVERING OF 38MM AND OVER IN THICKNESS.
 - (B) ' * ' TO BE KEPT CLOSED AT THE SEA AND A PERMANENT NOTICE TO THIS EFFECT SHALL BE POSTED ON EITHER SIDE OF THE DOOR.
 - (C) SIDE SCUTTLERS ARE TO BE FITTED WITH EFFICIENT, HINGED INSIDE DEADLIGHTS.
- WTD = WEATHER TIGHT DOOR
 WTH = WEATHER TIGHT HATCH

FOR CONSTRUCTION

| | | | |
|----------|--|-----|-------|
| 07.01.08 | AMENDED AS PER BUILDER'S REQUEST, CHANGE MAIN ENGINE. | B | LAW |
| 20.09.07 | AMENDED AS PER BUILDER'S REQUEST MODIFICATION | A | LEONG |
| DATE | | REV | BY |

SHIP **23M TUG BOAT**

TITLE **GENERAL ARRANGEMENT**

| | | | | |
|----------|----------|----------|--------|-------------|
| OWNER | | | | |
| BUILDER | | | | |
| CLASS | GL | | YD NO. | |
| DRAWN | CHECKED | APPROVED | SCALE | DRAWING NO. |
| 02.07.07 | 06.07.07 | | 1 : 50 | |

This Drawing and the information contained therein is supplied on the understanding that they are the exclusive property of UNITED SHIP DESIGN SDN BHD. They must not be used or reproduced in whole or in part without permission in writing.